


Locating & Installing Tap




(15L Drum)




When a drum arrives, **the tap is not visible**



Unscrew the large cap at the top to locate the tap under the cap



The tap is removed from the cap by unscrewing in an anti-clockwise direction



Replace the cap and tighten



Lay the drum over so that the small "bung" below the label faces up



Unscrew the "bung" using the spanner or similar tool, by turning anti-clock wise



Screw the tap into the "bung" thread

ENSURE THE TAP IS TURNED OFF



Return the drum to the upright position



ENSURE THE TAP IS IN THE OFF POSITION

"Let's Get it Right"



Marketed by:
Majac Medical Products Pty. Ltd.
Tel: 1300 138 578 • Int: +61 7 3265 6355
Email: sales@majacmedical.com.au
www.majacmedical.com.au



FS 540017



Drum spanners are available on request