

# Single Motor Hi-Lo Exam Couches

MEDICAL FURNITURE

- Height adjustment 460mm to 910mm
- 200kg Safe Working Load
- Super strong construction with a heavier base frame to prevent tipping
- Retractable wheels for easy mobility
- Levelling feet for perfect stability
- 5 Year frame warranty

## Vinyl Colours:



Blue



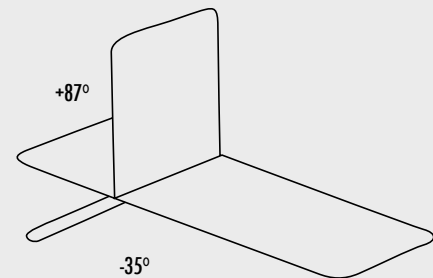
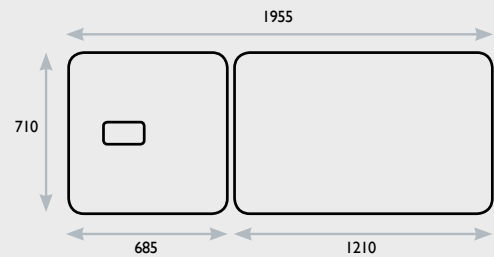
Grey

## 2 Section Couch with 1 Motor

- 2-Pedal footswitch for height adjustment
- Gas-strut assisted backrest

Model I242MB Blue Vinyl

Model I242MG Grey Vinyl



*The All Electric exam couch is fully motorised for effortless adjustment of height, backrest and legrest.*

- Height adjustment 460mm to 910mm
- 200kg Safe Working Load
- Super strong construction with a heavier base frame to prevent tipping
- Retractable wheels for easy mobility
- Levelling feet for perfect stability
- 5 Year frame warranty

## Vinyl Colours:



Blue



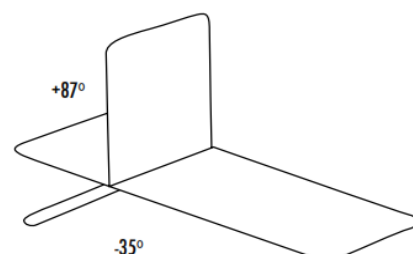
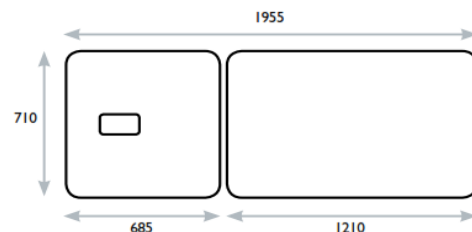
Grey

## 2 Section Couch with 2 Motors

- 2 Motors for height and backrest adjustment
- 4-Button hand switch controls all functions
- Additional 2-pedal footswitch controls the height only

Model I242EB Blue Vinyl

Model I242EG Grey Vinyl



The all electric Bariatric Exam Couch has a 300kg Safe Working Load with a wider upholstered top.

- Height adjustment 460mm to 910mm
- 300kg Safe Working Load
- Super strong construction with a heavier base frame to prevent tipping
- Retractable wheels for easy mobility
- Levelling feet for perfect stability
- 5 Year frame warranty

Vinyl Colours:



Blue



Grey

## Bariatric 2 Section Hi-Lo Couch

- 2 Motors for height and backrest.
- 4 Button hand switch controls all functions.
- Additional 2-pedal foot switch controls height only.

Model I252EB Blue Vinyl

Model I252EG Grey Vinyl

